



Learn | Research | Innovate

# SIX MONTHS DIPLOMA IN LINUX SYSTEM ADMINISTRATION

Craw Security offers a 6-Month Diploma in Linux System Administration focused on building industry-ready skills, covering Linux fundamentals, advanced administration, Ansible automation, OpenShift, and enterprise services, along with Networking (CCNA) and Python automation for a complete career-oriented program.

## TRAINING PARTNERS

---



Red Hat

EC-Council

CISCO

PECB

CompTIA



python

## OUR PRODUCTS

---



ThreatFusionAI™



CRACK THE LAB  
Gamified way of learning through challenge Labs



PhishNext

## 🕒 RED HAT SYSTEM ADMINISTRATION I (RH124)

---

- Module 01 : Introduction to Red Hat Enterprise Linux
- Module 02 : Introduction to Red Hat Enterprise Linux
- Module 03 : Getting Help from Local Documentation
- Module 04 : Registering Systems for Red Hat Support
- Module 05 : Getting AI-assisted Help with RHEL Lightspeed
- Module 06 : Navigating the File-system Hierarchy
- Module 07 : Managing Files from the Command Line
- Module 08 : Editing Text Files
- Module 09 : Redirecting Shell Input and Output
- Module 10 : Managing Local Users and Groups
- Module 11 : Controlling Access to Files
- Module 12 : Installing and Updating Software with RPM
- Module 13 : Installing and Updating Applications by Using Flatpak
- Module 14 : Accessing Removable Media
- Module 15 : Monitoring and Managing Linux Processes
- Module 16 : Controlling Services and Daemons
- Module 17 : Introduction to Networking
- Module 18 : Managing Network Configuration
- Module 19 : Configuring and Securing SSH
- Module 20 : Comprehensive Review (RH124)

## 🕒 RED HAT SYSTEM ADMINISTRATION II (RH134)

---

- Module 01 : Shell Scripting and the Command Line
- Module 02 : Using Regular Expressions for Practical Applications
- Module 03 : Scheduling User Tasks
- Module 04 : Scheduling System Tasks
- Module 05 : Analyzing and Storing Logs
- Module 06 : Managing Security with SELinux
- Module 07 : Archiving Files
- Module 08 : Transferring Files
- Module 09 : Tuning System Performance
- Module 10 : Managing Basic Storage
- Module 11 : Managing Storage with Logical Volume Manager
- Module 12 : Controlling and Troubleshooting the Boot Process
- Module 13 : Recovering Superuser Access
- Module 14 : Managing Network Security
- Module 15 : Accessing Network-attached Storage
- Module 16 : Installing Red Hat Enterprise Linux
- Module 17 : Managing Containers with Podman
- Module 18 : Working with Image-based Red Hat Enterprise Linux
- Module 19 : Comprehensive Review (RH134)

## 🕒 AU294 : RED HAT ENTERPRISE LINUX AUTOMATION WITH ANSIBLE

---

- Module 01 : An Introduction to Ansible
- Module 02 : Developing Automation Content
- Module 03 : Developing Automation Content: Variables
- Module 04 : Developing Automation Content: Task Control

- Module 05 : Developing Automation Content: Deploying Files
- Module 06 : Developing Automation Content at Scale
- Module 07 : Reusing Code with Ansible Roles and Content Collections
- Module 08 : Automate Linux Administration Tasks

## DO180 : RED HAT OPENSIFT ADMINISTRATION I

- Module 01 : Introduction to Kubernetes and OpenShift
- Module 02 : Kubernetes and OpenShift Command-Line Interfaces and APIs
- Module 03 : Run Applications as Containers and Pods
- Module 04 : Deploy Managed and Networked Applications on Kubernetes
- Module 05 : Manage Storage for Application Configuration and Data
- Module 06 : Configure Applications for Reliability
- Module 7 : Manage Application Updates

## DO280 : RED HAT OPENSIFT ADMINISTRATION II

- Module 01 : Declarative Resource Management
- Module 02 : Deploy Packaged Applications
- Module 03 : Authentication and Authorization
- Module 04 : Network Security
- Module 05 : Expose non-HTTP/SNI Applications
- Module 06 : Enable Developer Self-Service
- Module 07 : Manage Kubernetes Operators
- Module 08 : Application Security
- Module 09 : OpenShift Updates

## RH358 : RED HAT SERVICES MANAGEMENT AND AUTOMATION

- Module 01 : Managing Network Services
- Module 02 : Configuring Link Aggregation
- Module 03 : Managing DNS and DNS Servers
- Module 04 : Managing DHCP and IP Address Assignment
- Module 05 : Managing Printers and Printing Files
- Module 06 : Configuring Email Transmission
- Module 07 : Configuring MariaDB SQL Databases
- Module 08 : Configuring Web Servers
- Module 09 : Providing File-based Network Storage
- Module 10 : Accessing Block-based Network Storage

## NETWORKING CCNA FUNDAMENTALS TRACK

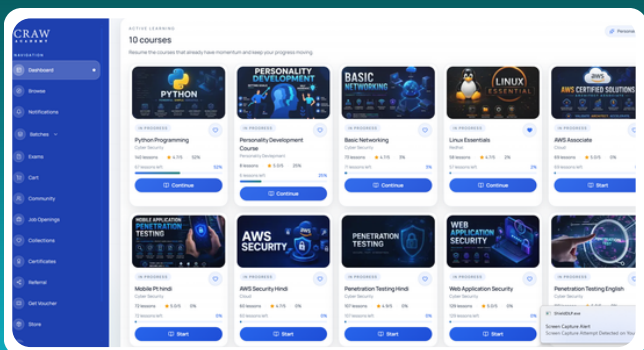
- Module 01 : Introduction to Networking
- Module 02 : OSI Model
- Module 03 : TCP/IP Model
- Module 04 : Subnetting / Summarisation
- Module 05 : Packet Flow in Same & Different Network
- Module 06 : Information about Networking Device

- Module 07 : IP / ICMP
- Module 09 : Address Resolution Protocol
- Module 11 : Static - Next Hop / Exit Interface
- Module 13 : WAN Technologies
- Module 15 : ACL
- Module 17 : Telnet & SSH
- Module 19 : Layers 2 Protocols
- Module 21 : Different Types of STP
- Module 23 : Port Security
- Module 08 : APIPA
- Module 10 : Routing Protocols (Static & Dynamic)
- Module 12 : Dynamic - RIP / EIGRP / OSPF & BGP
- Module 14 : What is NAT?
- Module 16 : Dynamic Host Configuration Protocol
- Module 18 : Load Balancing Protocol
- Module 20 : VLAN
- Module 22 : Ether-Channel (L2)

## **PYTHON PROGRAMMING CURRICULUM LIST**

- Module 01 : Introduction
- Module 03 : Comparison of Python with other Programming Language
- Module 05 : Variables
- Module 07 : Operators
- Module 09 : Tuple
- Module 11 : Set
- Module 13 : Looping
- Module 15 : File Handling
- Module 17 : Object Oriented Programming
- Module 19 : Web Scrapping
- Module 21 : Tkinter
- Module 23 : Multithreading
- Module 25 : Python for Image Processing
- Module 27 : Introduction to Data Science
- Module 02 : Python Introduction
- Module 04 : Data Type
- Module 06 : String
- Module 08 : List
- Module 10 : Dictionary
- Module 12 : Conditional Statement
- Module 14 : Function
- Module 16 : Python Array
- Module 18 : Date and Time
- Module 20 : Network Interaction
- Module 22 : Database Connection
- Module 24 : Mail Sending Program
- Module 26 : Introduction to Machine Learning
- Module 28 : Introduction to Artificial Intelligence

## **LMS PORTAL FOR STUDENTS AND VISITORS**



We encourage students and visitors to sign up and log in to the LMS (Learning Management System) Portal for multipurpose usage, including free access to CrackTheLab Premium Subscription, enrolled course details, training videos, attendance records, examinations, physical and software hacking tools, training vouchers, job opportunities, certificates, and many more features.

To know more about the LMS Portal, please scan the QR code provided below.



# PLACEMENT CELL ACTIVITIES

At Crow Security, you will certainly grab a chance to have the Best Placement Cell Services and get free of cost PD Sessions along with many other activities to add value to your personality, which will ultimately help you in cracking professional interview sessions in the near future.

## PD SESSIONS & GD SESSIONS

Get high-end Personality Development Sessions and know the details of enhancing your aura and charm to get fruitful results in making a lasting impression in face-to-face interactions and professional interviews.



## RESUME BUILDING

Get expert guidance to create a strong, professional, and job-focused resume that highlights your skills and certifications. Our trainers help students present their cybersecurity knowledge, projects, and achievements effectively to recruiters.



## ENGLISH COMMUNICATION CLASSES

Get expert guidance to create a strong, professional, and job-focused resume that highlights your skills and certifications. Our trainers help students present their cybersecurity knowledge, projects, and achievements effectively to recruiters.



**Note: We also provide Individual Counseling Sessions to the needy students, whenever required.**

# MOCK INTERVIEW SESSIONS

Practice real interview scenarios with trainers and industry experts to understand common technical and HR interview questions. Mock interviews help students identify weak areas, improve answers, and gain confidence before facing actual recruiters.



# PLACEMENT DRIVES

Craw Security conducts placement drives to connect trained students with hiring opportunities in reputed companies. Students get exposure to off-campus interviews as well as campus placement drives organized at our Saket branch.



# INTERVIEW SESSIONS AT SAKET BRANCH – CAMPUS PLACEMENT DRIVE

Students are provided opportunities to attend interviews at various companies based on job openings and eligibility. These off-campus interview sessions help candidates gain real hiring exposure and industry-level interview experience.



Scan the QR Code to watch the video and explore how CRAW Security can help shape your future in Cyber Security & IT



# AFFILIATE PROGRAM

- Join the Crow Security Affiliate Program and earn money by promoting courses on your website or blog.
- You can start earning immediately without doing much extra work.
- There are 200+ certification and training programs available to promote.
- All courses are handled by professional and certified instructors.
- Training includes 30% theory and 70% practical learning.  
You don't need to worry about teaching, course content, or instructors — everything is managed by Crow Security.
- The institute provides authorized and registered certifications.
- Certifications are issued by well-known councils and authorities.
- Students from India and around the world can enroll in these courses.
- Crow Security works as an authorized training center for certifications and training programs.



EC-Council

CompTIA



CISCO



Microsoft

CERTNEXUS®

PECB



## TERMS AND CONDITIONS FOR 100% PLACEMENT ASSISTANCE

- Attendance 75% is mandatory.
- Marks for internal exams should be 80% mandatory.
- Fees for the 6 Months Diploma in Linux System Administration should be properly paid.
- Candidates can apply for a Job after completion of 6 modules.
- Candidates are eligible for taking Mock Interview sessions, PD Classes, Resume Making Sessions, Communication classes, and many more services from the Placement Cell right from the Day 1 after enrolling in the 1 Year Cybersecurity Diploma Course Powered by AI.
- Global certifications required, if needed by companies for a job.
- Candidates should be Graduating/Pursuing.
- One time job Assistance/ Placement will be provided, if candidate missed any interview, Crow Placement cell will not liable to re-arrange the interview and also
- Crow Academy will not be liable for any refund or future litigations or claims.
- Package as per candidate's skills or according to company norms.
- Ideal Candidates can apply in multiple jobs.
- Post Placement Process will be provided by Placement Cell which is as follows.
  - a. Documentation
  - b. Offer Letter
  - c. Joining Date/Timeline of Joining

CRAW  
ACADEMY

Learn | Research | Innovate

### Payment Mode

1. OneShotPayment
2. Installment Available



Card, Wallets, UPI & Netbanking

VISA UPI Rupay

Payment processing partner




Razorpay

Use UPI id : Crow@kotak

**NOTE – \* Terms & Conditions Apply only for 6 Months Diploma in Linux System Administration.**

# CRAW CYBER SECURITY PVT LTD

( HEAD OFFICE | SAKET, NEW DELHI )

-  1st Floor, Plot no. 4, Lane no. 2, Kehar Singh Estate Westend Marg, Behind Saket Metro Station, Said-ul-ajab, New Delhi 110030
-  Office Landline : ( +011 ) 4039 4315  
Mobile : +91 951 380 5401
-  Email ID : [info@craw.in](mailto:info@craw.in) | [training@craw.in](mailto:training@craw.in) Website : [www.craw.in](http://www.craw.in)

# CRAW CYBER SECURITY PVT LTD

(Laxmi Nagar, NEW DELHI )

-  R31/ 32, 2nd floor , Jandu Tower Vikas marg, Shakarpur New Delhi 110090
-  Office Landline : ( +011 ) 4504 0849  
Mobile : +91 951 380 5401
-  Email ID : [info@craw.in](mailto:info@craw.in) | [training@craw.in](mailto:training@craw.in) Website : [www.craw.in](http://www.craw.in)

# CRAW CYBER SECURITY PTE LTD

( SINGAPORE OFFICE )

-  27 Paya Lebar Road, #13-05 Paya Lebar Residences, Singapore - 409042
-  Office Landline : +65 9797 6564
-  Email ID : [info@crawsecurity.com](mailto:info@crawsecurity.com) Website : [www.crawsecurity.com](http://www.crawsecurity.com)

# CRAWSEC LLC USA

( USA OFFICE )

-  30 N Gould St Ste R Sheridan, WY 82801

CRAW  
Security

Learn | Research | Innovate

